

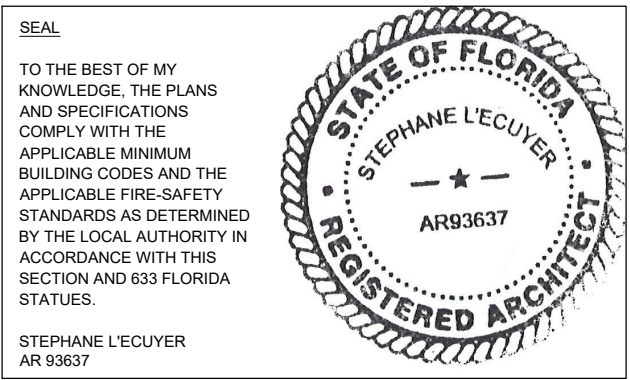
UNIT COUNT PER LEVEL	
LEVEL	COUNT
LEVEL 10	12 UNITS
LEVEL 9	20 UNITS
LEVEL 8	20 UNITS
LEVEL 7	20 UNITS
LEVEL 6	20 UNITS
LEVEL 5	20 UNITS
LEVEL 4	20 UNITS
LEVEL 3	-
LEVEL 2	-
LEVEL 1.5	-
GROUND	-
TOTAL	132 UNITS

UNITS MATRIX PER LEVEL			
NAME	TYPE	AREA	COUNT
UNIT A-1	1 BD	700 SF	02
UNIT A-1A	1 BD	725 SF	02
UNIT A-2	1 BD	690 SF	01
UNIT A-3	1 BD	750 SF	01
UNIT A-4	1 BD	635 SF	01
UNIT A-5	1 BD	620 SF	01
UNIT A-6	1 BD	650 SF	02
UNIT A-7	1 BD	640 SF	01
UNIT A-8	1 BD	660 SF	01
UNIT B-1	1 BD + DEN	900 SF	01
UNIT B-1A	1 BD + DEN	915 SF	01
UNIT B-2	1 BD + DEN	900 SF	01
UNIT C-1	2 BDS	965 SF	01
UNIT C-3	2 BDS	975 SF	01
UNIT C-4	2 BDS	990 SF	01
UNIT C-5A	2 BDS	995 SF	01
UNIT D-1	3 BDS	1,225 SF	01
TOTAL			20


* AFFORDABLE UNITS
TOTAL = 20 AFFORDABLE UNITS (15% OF 132 UNITS)



absolute-idea.com
CANAL PARK
3323 NE 163rd Street, Suite 200 North Miami Beach, FL 33160
T 305.792.0015 T 305.931.0279 @info@absolute-idea.com

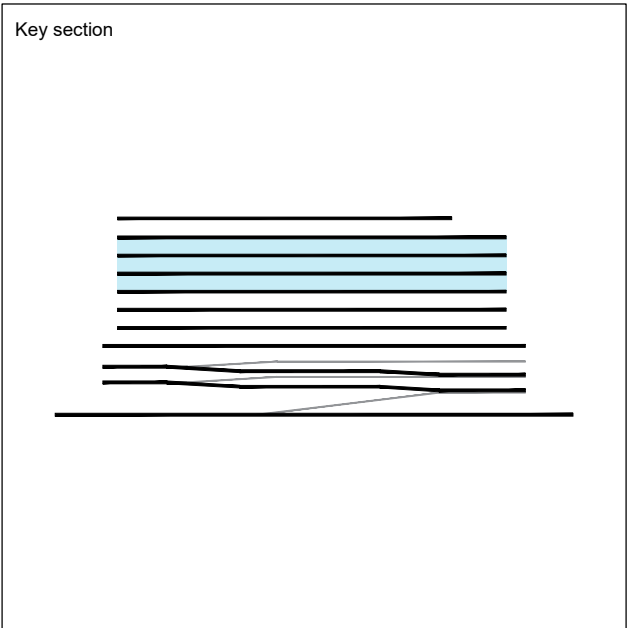


ISSUE FOR:
DRC SUBMITTAL



REV.	DATE	DESCRIPTION
01	05-13-2025	D.R.C. SUBMITTAL

ALL MEASUREMENTS MUST BE VERIFIED BEFORE BEGINNING THE WORK. NO MEASUREMENTS ARE TO BE SCALED DIRECTLY FROM THIS DRAWING.



Client
VERA FUND
NICK POLYUSHKIN
& YURI KHARITONENKOV
TEL: 305.833.3303

Project
1600 S FEDERAL HIGHWAY
(MIXED-USE PROJECT)
1600 SOUTH FEDERAL HIGHWAY,
POMPAHO BEACH, FL 33062

Title
LEVEL 07-09
FLOOR PLAN LAYOUT

Drawn
J. WU
Verified
N. TREMBLAY
Approved
S. L'ECUYER
Field
ARCHITECTURE
Scale
as shown
Date
08-15-2025

Project
PZ24-12000027
11/19/2025
Project
24-838
Dwg. no.
A-205

LEVEL 07-09
TYPICAL FLOOR PLAN (X3)
SCALE: 1"= 20'-0"